

# How to care for your dressing

## Mepilex<sup>®</sup> Border Ag

Facility \_\_\_\_\_

Contact person \_\_\_\_\_

Phone \_\_\_\_\_

Next appointment \_\_\_\_\_

# Mepilex® Border Ag



Shower-proof

Your wound has been dressed with a dressing incorporating Safetac® technology that will minimise pain on removal and assist healing.

**Caution:** If you see changes in the wound and/or surrounding skin, such as redness, pain, heat, swelling or odour, please contact your healthcare professional.

Special notes:

---

---


---

---

---

---

---



**For Healthcare Professional only:**

Please draw on the image above to indicate when dressing should be changed.



**Mölnlycke**®

## When should you change the dressing?

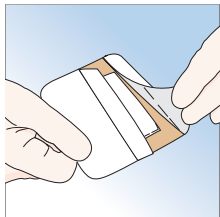
- This dressing can be left intact for several days depending on the wound condition and the surrounding skin<sup>1</sup>.
- Change as advised by your healthcare professional.
- Dressing should be changed if exudate leaks from the dressing or out into the borders; when the absorbent pad is 75% full; and at any sign of infection.

## Shower? Yes

## Bath? No

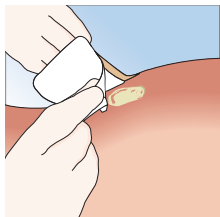
Prior to showering, press and smooth the dressing to ensure the entire dressing is in contact with the skin.

## How to apply and remove your dressing?



**1A.** Removal of an existing dressing - gently peel back the dressing until completely removed from the skin. Consult your healthcare professional about the wound cleaning procedure.

**1B.** After skin is prepared and dry thoroughly, remove the middle part of the release film and apply the dressing on the right position.



**2.** As you continuously remove the larger part of the remaining film, apply dressing firmly, yet gently over the wound. Do not stretch the dressing. The wound pad should overlap the wound by at least 1-2 cm.

**3.** Gently smooth the dressing's border until there is no wrinkles.

**NOTE:** If more than one dressing is needed, consult your healthcare professional for detailed instructions.

You can find more resources about wound management here\*.

<http://www.woundaware.com.au/wound-information/>



Reference: 1. Mepilex Border Ag Instructions for use.

\* Resources are supported by Wounds Australia

Mölnlycke, 12 Narabang Way, Level 4, Belrose, NSW, 2085. Phone 1800 005 231. New Zealand Orders & Enquiries 0800 005 231. The Mölnlycke, Mepilex, and Safetac names and logos are registered globally to one or more of the Mölnlycke Health Care Group of Companies. ©2019 Mölnlycke Health Care. All rights reserved. AUWC\_0711183\_V1

